

## Digital Badge Overview

### What are they?

Digital badges help support both individuals and businesses by having an easily identifiable way to recognise talent and reward accomplishments. They offer significant value to professionals by creating a strong visual tool that can help enhance employee recognition as well as strengthen job profiles for those seeking new career opportunities.

On successful completion of a CNet technical education program and receiving the official certification, learners will automatically be issued with a unique digital badge sent directly to them via email from Credly. The badges are securely stored together and managed by the individual via their Credly user account. From here, the badges can be easily shared via social media and can also be downloaded to verify knowledge, skills and certifications gained, it, therefore, adds valuable credibility to individuals' professional profiles.

### Who awards them?

Credly by Pearson is the end-to-end solution for issuing and managing digital credentials. Credly works with credible organisations to provide digital credentials to individuals, worldwide through the Credly platform.

Credly is an online badging platform acquired by Pearson. The platform is where the Digital Badges are issued, stored and accessed by learners. When issued with a badge, individuals are invited to create an account from which they can view, share and store all of their Digital Badges.

### Benefits of a Digital Badge

Representing your skills and certifications as a badge gives you a way to share your abilities online in a way that is simple, trusted and can be easily verified in real time. Badges provide employers and peers concrete evidence of what you had to do to earn your credential and what you're now capable of.

### Badge Benefits for Learners

- ▶ Badges provide digital (and therefore portable) verification and proof of individuals' certifications and achievements
- ▶ Badges add credibility
- ▶ Badges can be added, shared, embedded and linked to personal profiles, resume, website and email signatures
- ▶ Badges are easy to share across all social media platforms

### Badge Benefits for Organisations

- ▶ Showcases the achievements of individuals within teams
- ▶ Enhances brand reputation
- ▶ Enhances competitive advantage
- ▶ Assists with profile raising to aid the recruitment process
- ▶ Make informed decisions about future talent when recruiting
- ▶ Provides trusted verification of certifications and achievements



## How to Claim Your Digital Badge

### 1.

All individuals who have successfully completed a CNet education program will receive a digital badge. Those who successfully re-certify will also gain an updated badge. Learners will receive an email from admin@credly.com – see the example below. As admin@credly.com is a new email address for most, the emails from Credly may end up in your junk or spam folders. If the emails continue to go into these folders, you will need to sign in to your email provider system (Gmail, outlook, yahoo, etc.) and unblock or white list the admin@credly.com email address to allow them into your inbox. If you have a business email address connected to your digital badge and these emails keep going into junk/spam or if you are not receiving any emails, you will need to speak with the company IT department to see if there is a way to amend the spam filter/restrictions to include emails from Credly going forward.

Please note that badges will be issued to the email address that CNet has on file (usually the one provided at the time of program booking). If this is no longer correct, please email digitalbadging@cnet-training.com so we can update our records and resend the digital badge to the correct email address.



**You've earned a badge from CNet Training**



**Data Centre Fundamentals**  
Issuer: CNet training

Accept your Badge

or accept your badge by clicking:

<http://www.credly.com/go/d7WrUzuXetx1cJ3GmNNJQ>



Credly is a badging platform that works with creative organisations to recognise, manage and share professional achievements.

If you prefer not to receive emails like this from Credly, you may unsubscribe.  
Manage your email notification preferences.  
© Copyright 2020. All rights reserved.



## 2.

Once learners click 'Accept your Badge' they will be directed through to the Credly account. Learners first need to create an account and then they will receive a second email welcoming them to Credly.

Learners will need to click the 'Confirm My Email' button on the confirmation email – see example to the right. (see point 1 regarding checking spam/junk folders).

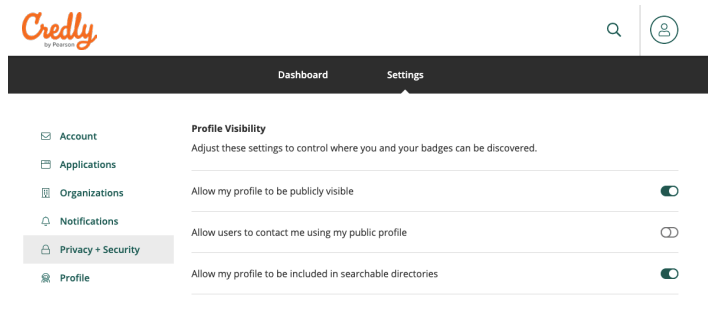
Once confirmed, your Credly account is set up and you will have full access to your digital badge to download and share.

## 3.

Learners can easily configure their privacy settings in the Credly Platform. Learners are in complete control of their personal information and can decide what they want to make private/public. To do so, from the home page, just select the person icon (top right of the page) and scroll down to 'Settings'. From there you can change/amend personal details, notifications and if you select 'Privacy + Security' you are able to select/change your own privacy settings

## 4.

Learners can download and share their badge directly from the Credly Platform to LinkedIn, Twitter and Facebook; over email; embedded on a website or email signature. Learners can also use the digital badge to add to their CV or portfolios. To share your digital badge, click the 'share button' (top right on the home page). This then gives options to easily share your digital badge across all social platforms, email etc.



### You've earned a badge from CNet Training



Data Centre Fundamentals  
Issuer: CNet Training

[Accept your badge](#)

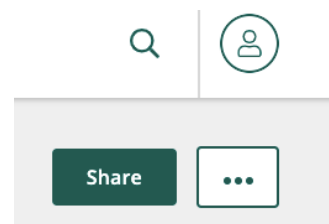
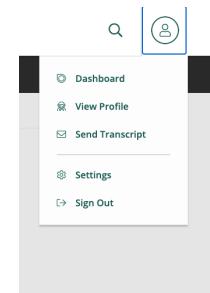
or accept your badge by clicking:  
<http://www.credly.com/go/d7WrUzuXetx1cJ3GmNNJQ>

### Welcome to Credly!

You're receiving this message because you signed up for an account on **Credly**. (If you didn't sign up, you can ignore this email.)

[Confirm My Email](#)

or confirm your email by clicking:  
<http://www.credly.com/go/d7WrUzuXetx1cJ3GmNNJQ>



### Share your badge.

Broadcast your achievement to friends and colleagues to get the recognition you deserve.



**Data Centre Fundamentals**

Issued by [CNet Training](#)



#### LinkedIn

Account connected! Now share your achievement:

☒ Add to Profile

☒ Share to Feed

Optional Message

View my verified achievement from CNet Training.

[Share to LinkedIn](#)

[View badge in dashboard](#)

If you have any further queries please contact [digitalbadging@cnet-training.com](mailto:digitalbadging@cnet-training.com)

